



 **EQUIPTEC**

Manufacturers of Giraffe, Monkey and Squirrel Adjustable Height Platforms

Equiptec Giraffe

Own the high ground



When you're comfortable and confident working at height, you'll produce the very best results

That's what the G20 does for you and your team...by providing a spacious, strong, easily accessed and stable deck - in the position and at the height that best fits the work to be done - safely and with absolute confidence - indoors or out!

Your equipment, vehicle and plant maintenance can be done faster - often a lot faster

- Easy manual hydraulic height adjustment over a 53 inch range, while the deck cantilever reach remains the same - allowing consistent access to tasks at various heights
- Wide easy-to-climb stairs keep the same safe climbing angle throughout the vertical adjustment range
- No vertical climbing is ever required as with some access devices
- Extra long 'free-clearing' cantilever deck length includes 3 exit gates
- Huge range of options are available and can be retrofitted

The Giraffe G20 units have been tested and confirmed to meet or exceed the strength, stability and all other applicable requirements for the following standards:

- AS/NZS 1576.1:2019 (Australia and New Zealand)
- ANSI-ASC A14.7-2011 (USA)
- CSA Z11-12 (Canada)



**Built for
safety,
comfort
and
stability**

**Made for faster turn
arounds and better
quality work**

**Let us build one
that fits YOUR
needs best!**



Nine great benefits

Replace multiple fixed height platforms with one versatile high quality multi-purpose unit. The result is a truly versatile and portable workstation.

The Giraffe can nose its way into many different situations, giving comfortable, constant grade stair access. The wide, flat deck makes previously awkward, dangerous and time-consuming jobs easy, safe, and very efficient.




1 Effortless climbing with constant grade stairs - at any platform height




2 Anti sway platform locks add even more confidence. Physically locks at every step height



3 3 Gate gives access to approved work surface off the end or either side



4 Safe and steady height adjustment with hydraulic safety valve + speed controlled decent



5 Minimal floor footprint remains the same for all platform heights



6 Easy to move long distances and transport with built-in forklift pockets



7 Reach over obstacles with a generous 68.5" platform length



8 Climb or descend spacious, easy gradient stairs effortlessly



9 Prevent backward falls with a large, compliant safety bar



G20 Height Range

One base model can be configured to reach up to 15.5 feet (deck height)

	Deck Height Range	Overall Width	Overall Length	Platform Width	Platform Length
 <p>G20</p>	63in to 116in 1.5m to 2.9m	57.5in 1456mm	177in 4495mm	30.5in 780mm	70.5in 1786mm
 <p>G20 + 1 Step</p>	71in to 124in 1.8m to 3.1m	57.5in 1456mm	187in 4750mm	30.5in 780mm	70.5in 1786mm
 <p>G20 + 2 Step</p>	80in to 133in 2.0m to 3.3m	57.5in 1456mm	194.5in 4945mm	30.5in 780mm	70.5in 1786mm
 <p>G20 + 4 Step</p>	97in to 150in 2.4m to 3.8m	75in 1900mm	212.5in 5395mm	30.5in 780mm	70.5in 1786mm
 <p>G20 + 8 Step</p>	133in to 186in 3.7m to 4.7m	98.5in 2500mm	286in 7270mm	30.5in 780mm	70.5in 1786mm

Optional Accessories

The Giraffe G20 system includes many retrofittable accessories so you can configure the exact solution you need for your access challenges. And when your needs change...so can your G20!



HAMMERHEAD DECK
If you need to have 2 workers working side by side...the Hammerhead is your answer. With a capacity of 440lbs WLL this deck not only gives more room, but also offers both side gates and individually removable front facing gates. That's great unobstructed access to the workface on one or both sides.



SLIDE OUT DECK
The Slide Out Deck allows you to reach out up to 114 inches over an obstacle, even with a 330lb loading. It still features 3 exit gates like the standard deck and rolls out effortlessly at any height. Once you are finished with it, simply slide it back in and out of the way.



ANGLED DECK
When you are faced with tight space issues the G20 Angled Deck saves precious room. With the ability to park your G20 parallel to your work project and "walk the plank" straight out at 90 degrees from the main deck...this option is awesome! With a 330lb capacity it includes an end gate - and the same deck components can be assembled either to the right hand or left hand sides.







G20 Configurations

Own the high ground!

	Product Code	Product Description
	840120	Giraffe G20 Engineers Maintenance Stair
	840121	Giraffe G20 Engineers Maintenance Stair w Slide Out Deck
	840122	Giraffe G20 Engineers Maintenance Stair w Hammerhead Deck
	840123	Giraffe G20 Engineers Maintenance Stair w Angled Deck

G20 Configurations cont





Own the high ground!

	Product Code	Product Description
	840124	Giraffe G20 + 1 Step Engineers Maintenance Stair
	840125	Giraffe G20 + 1 Step Engineers Maintenance Stair w Slide Out Deck
	840126	Giraffe G20 + 1 Step Engineers Maintenance Stair w Hammerhead Deck
	840127	Giraffe G20 + 1 Step Engineers Maintenance Stair w Angled Deck







G20 Configurations cont

Own the high ground!

	Product Code	Product Description
	840128	Giraffe G20 + 2 Step Engineers Maintenance Stair
	840129	Giraffe G20 + 2 Step Engineers Maintenance Stair w Slide Out Deck
	840130	Giraffe G20 + 2 Step Engineers Maintenance Stair w Hammerhead Deck
	840131	Giraffe G20 + 2 Step Engineers Maintenance Stair w Angled Deck

G20 Configurations cont





Own the high ground!

	Product Code	Product Description
	840132	Giraffe G20 + 4 Step Engineers Maintenance Stair
	840133	Giraffe G20 + 4 Step Engineers Maintenance Stair w Slide Out Deck
	840134	Giraffe G20 + 4 Step Engineers Maintenance Stair w Hammerhead Deck
	840135	Giraffe G20 + 4 Step Engineers Maintenance Stair w Angled Deck



G20 Configurations cont

Own the high ground!

	Product Code	Product Description
	840136	Giraffe G20 + 8 Step Engineers Maintenance Stair
	840137	Giraffe G20 + 8 Step Engineers Maintenance Stair w Slide Out Deck
	840138	Giraffe G20 + 8 Step Engineers Maintenance Stair w Hammerhead Deck
	840139	Giraffe G20 + 8 Step Engineers Maintenance Stair w Angled Deck

G20 In Action

Own the high ground!



G20 In Action

Own the high ground!



G20 In Action

Own the high ground!





Manufacturers of Giraffe, Monkey and Squirrel AHP



www.equiptec.co
Ph: 1 888 523 4340
sales.usa@equiptec.co

Supplied by:

